

# KANSAS

## DUAL MOTOR LIFT CHAIR WITH HEAT MASSAGE



- Large size chair
- Dual motor
- Full Body massage with mode and intensity options
- Lower back heating
- Firm Seating
- 2 back castors for easy movement

- Leg extension and reclining mechanism independent
- Arms with half cushion for comfort, half firm for added wrist support
- Battery back up in case of power failure (2 x 9V batteries)

### PRODUCT DETAILS

Size Classification	Large
Weight Capacity	145kg
Total Chair Height	1070mm
Total Chair Width	850mm
Seat Depth	550mm
Chair in Full Recline (lying flat & footrest extended)	1680mm

### WARRANTY\*

Frame	10 Years
Foam	5 Years
Mechanism	5 Years
Power/Electrics and Cover	2 Years



### RECLINE FUNCTIONALITY



Seat Angle Raised	167°
Back Angle Closed	117°
Back Angle Reclined	160°


### CUSTOMISE YOUR LIFT CHAIR

Colour may vary from picture. Please refer to physical colour swatch.


#### WARWICK FABRIC



Bodhi Periwinkle




Manisa Thunder




Bodhi Granite

#### LEATHER



Black



Dark Grey



Taupe